

Response Writing

RACES Strategy



Response Writing with RACES

R	Restate the Question <ul style="list-style-type: none">• Read the question or prompt.• Underline key words.• Rewrite the question as a statement.
A	Answer the Question <ul style="list-style-type: none">• Answer the question. IF there is more than one part to the question, make sure to answer ALL parts.
C	Cite Evidence <ul style="list-style-type: none">• Use evidence to support your answer.• Quote from the text.
E	Explain and Elaborate <ul style="list-style-type: none">• Explain your answer.• Elaborate and make your answer longer.
S	Sum it Up <ul style="list-style-type: none">• Conclude your answer.• Link it to your topic sentence, but use different words.

©Stress-free Teaching 2019



Teaching and practice pages.




Name _____ Date _____

On Your Mark, Get Set, Go!

R	
Restate the Question	
A	
Answer the Question	
C	
Cite Evidence	
E	
Explain & Elaborate Your Thinking	
S	
Sum it Up	

©Stress-free Teaching 2019





Teacher Notes

The RACES strategy is an easy strategy to implement in the classroom. This strategy can be used for writing in all content areas. It is a fabulous tool to use for mandated testing, too.

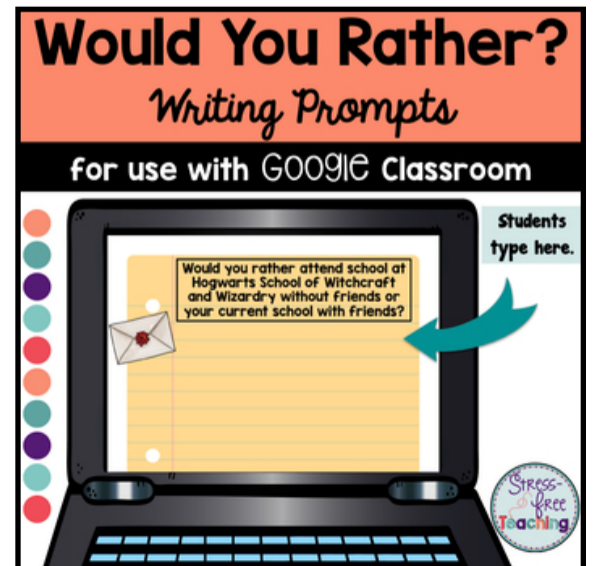
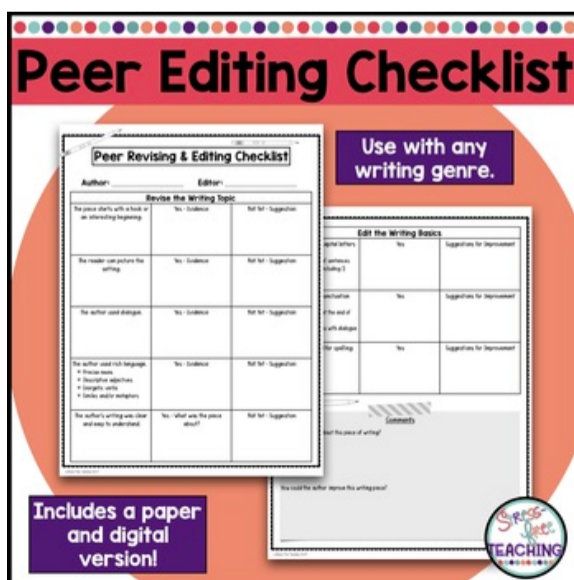
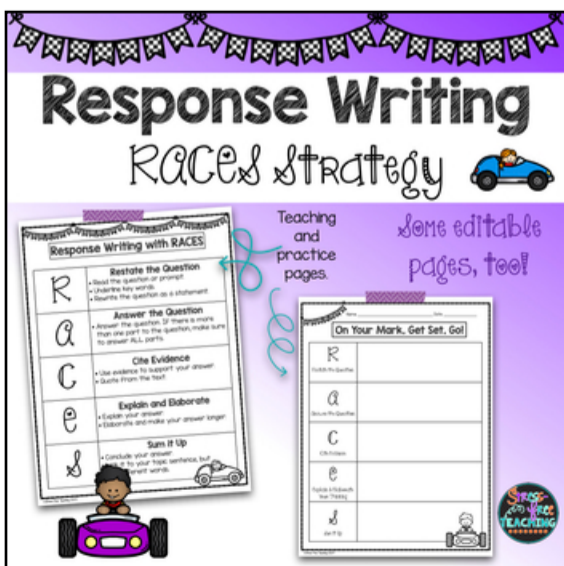
This freebie includes notes pages and a template. You can read more about using it in the classroom on my blog at www.stress-free-teaching.com

Please contact me with any questions or concerns at stressfreeteach@gmail.com

I hope it works for you!

Follow my store on Teacher's Pay Teachers and be the first to find out about new resources, discounts, and other teaching tips!

You may also like:



Response Writing with RACES

R

Restate the Question

- Read the question or prompt.
- Underline key words.
- Rewrite the question as a statement.

A

Answer the Question

- Answer the question. If there is more than one part to the question, make sure to answer ALL parts.

C

Cite Evidence

- Use evidence to support your answer.
- Quote from the text.

E

Explain and Elaborate


- Explain your answer.
- Elaborate and make your answer longer.

S

Sum it Up

- Conclude your answer.
- Link it to your topic sentence, but use different words.





RACES Cheat Sheet



Cite Evidence

Try these sentence starters:

- *According to the text...
- *The article states...
- *On page ____ it says...
- *According to the author...
- *In paragraph ___ it says...
- *The author states...
- *For example...
- *The text says...
- *From the reading I know...
- *The author writes...

Explain & Elaborate

YOUR ANSWER

Try these sentence starters:

- *This shows...
- *This proves...
- *This makes me think...
- *This explains...
- *It means...

Sum it Up

Try these sentence starters:

- *Therefore...
- *In conclusion...
- *That's why...
- *All in all...
- *In summary...
- *For these reasons...






Name _____ Date _____

On Your Mark, Get Set, Go!


<p>R</p> <p>Restate the Question</p>	
<p>A</p> <p>Answer the Question</p>	
<p>C</p> <p>Cite Evidence</p>	
<p>E</p> <p>Explain & Elaborate Your Thinking</p>	
<p>S</p> <p>Sum it Up</p>	



Thank You!

I appreciate that you chose to download a resource from my store! I love creating products to share and I hope that it works for you. Please contact me at stressfreeteach@gmail.com if you have any questions or concerns.

Leaving feedback on a resource helps you and me. You will get to earn credits towards future TpT purchases and I will get to hear your thoughts on my resources. It is a win-win! Click the product photo for the chance to leave feedback.



Hi, I'm Kim! I would love to connect with you. You can find me:



stressfreeteach@gmail.com



<http://bitly/stressfreetpt>



<http://bitly/stressfreeteachfb>



[@stressfreeteaching](https://www.instagram.com/stressfreeteaching)



<http://bitly/sftpinterest>



www.stress-freeteaching.com

Terms of Use You may:

You may not:

* Use this resource for your own personal use or in your own classroom.	* Benefit financially from this resource in any way. You may not copy or modify any part of this resource UNLESS it was sold as an editable resource.
* Make copies for the students in your class.	* Copy this resource for other teachers or classrooms.
* Encourage interested colleagues to visit my TpT store to purchase this resource or you may purchase additional licenses at 50% off if you would like to share with teacher friends.	* Share this resource with any additional teachers without purchasing additional licenses.
* Save this resource file to your school or home computer. Google Interactive resources may be used in your Google Classroom.	* Post any part of this resource online for free or for sale.

Special thanks to the following people for creating wonderful clipart, fonts, borders or other resources.

